

RADICAL INITIATORS, REAGENTS AND SOLVENTS USED IN RADICAL CHEMISTRY

Pradip Debnath

Department of Chemistry, Maharaja Bir Bikram College,
Agartala, Tripura-799004, India.

ABSTRACT

This review article describes the developments towards the free radical reactions in respect of radical initiators, reagents and solvents used in radical chemistry. Various tin-free reagents developed in the last 20 years has been covered in this paper. Now, radical reactions were successfully occurred with hydrophilic initiators in water solvent also.

Keywords: Free radicals, reagents, radical initiators and solvents.

1. INTRODUCTION

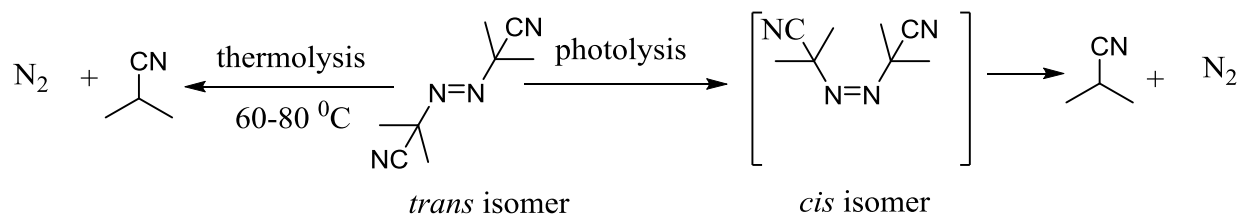
Radical chemistry has become a very important tool in the organic synthesis since the discovery of the triphenylmethyl radical by Moses Gomberg more than a century ago.¹ Now-a-days, free radical reactions and radical intermediates were considered as reactive intermediate to be used in the synthesis of carbocycles, heterocycles as well as natural products.² Radical reactions are very useful for the preparation of spirocyclic compounds employing an intramolecular radical strategy with cyclic olefin or alkyne, or cyclization of a radical species containing a preoccupied quaternary carbon center.³ Radical reactions are successfully utilized for synthesis of drugs and pharmaceutical molecules in medicinal chemistry. This protocol is also emerging as one of the leading methods in many industrial processes-especially for the production of 'plastics' or polymers. These results underscore the importance of developing new, efficient protocols in the radical chemistry. As a result, thousands of new protocols have been developed by the researchers by application of new radical initiators, reagents and solvents. Some of the radical reactions are associated with atom or group transfer, inter- or intramolecular radical addition, cascade reactions, radical translocation, one-electron oxidation, or ionic chemistry etc. Radical reactions are generally accompanied under very mild conditions. Thus, various sensitive functional groups are tolerated under free radical conditions. For the production of free radicals, a covalent bond has to be cleaved homolytically into two parts so that each fragment possess one electron on the atom which shared the covalent bond. Generally, the cleavage of the bond is achieved by the application of energy in the form of heat, light, or radiation. In this review, the developments towards representative radical initiators and radical reagents that produce radicals easily has been described. These radical initiators generally require mutually conflicting properties: they should be stable at room temperature but decompose to produce radicals under mild conditions. The updates on the green solvents used in radical chemistry is also covered in this article.

2. Generation of radicals with different mode of energy supply

Various methods such as thermolysis, photolysis, radiation and redox systems are widely used in the generation of radicals. In thermolysis process, a covalent bond is generally cleaved to its radical fragments at high temperature (> 800°C). Covalent bonds that can be cleaved at low temperatures are limited to the weak bonds having dissociation energy 30-40 kcal/mol.⁴ Azo compounds, peroxides, nitrite esters etc having low bond dissociation energy are used as radical initiators in radical

chemistry. Among these, azo compounds are widely used as a radical initiator which produce radical *via* homolytic fission of covalent bonds by the thermal decomposition at 60-80 °C.

Another widely used method for the generation of radicals is the photolysis. In this technique, the azo compounds under undergoes the unstable *cis*-isomer by the absorption of light energy to produce radicals (**Scheme 1**).⁶ Similarly, alkoxy radicals and acyloxy radicals are produce from peroxides on absorption of light energy.



Scheme. 1: Decomposition of azo compound

High energy radiation such as X-rays and γ -rays are also used for the generation of radicals.⁴ However, this technique has very limited applications in organic synthesis. On the other hand, oxidation-reduction i.e. redox reaction⁷, has great utility in the generation of radicals by an intermolecular electron transfer. The Kolbe reaction is a representative example for such type of reaction.⁸



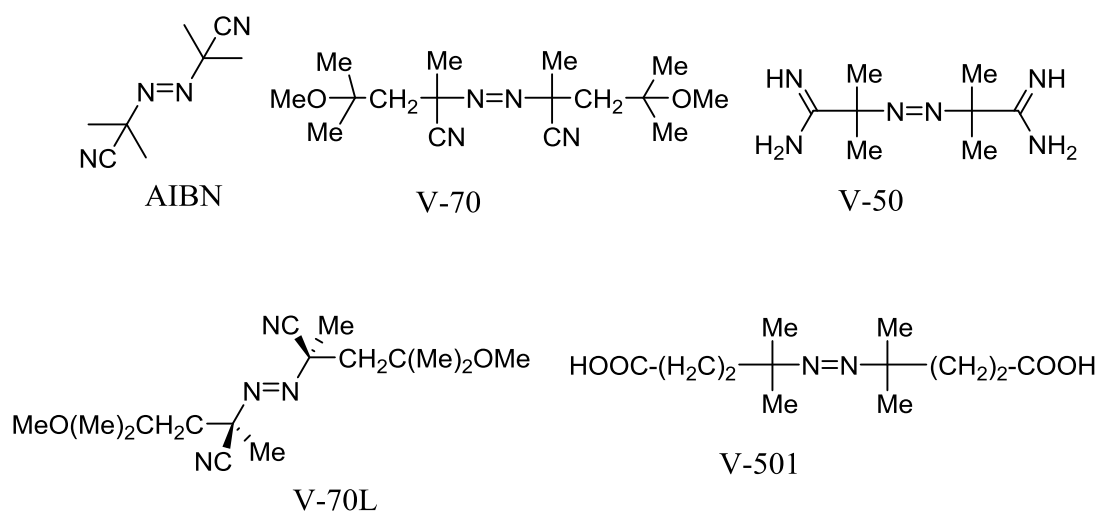
Scheme. 2: Radical generation by high radiation

3. Radical initiators used in the radical reactions

(a) Azocompounds as radical initiators

Nitrogenous azo compounds such as 2,2'-azobisisobutyronitrile (AIBN), 2,2'-azobis(4-methoxy-2,4-dimethylvaleronitrile) (V-70), 2,2'-azobis(2-methyl propionamide)dihydrochloride) (V-50) etc. are extensively used as radical initiators in organic synthesis.⁴ This is because of high decomposition ability of azo compounds and produces the stable radical. Azo compounds are decomposed by heat or absorbing light by the *cis* form to produce the corresponding alkyl radicals and nitrogen. Among the azo compounds, AIBN is one of the most widely used radical initiators in organic synthesis. It is commercially available as white crystals, whose melting point is 65 °C with a half-life of 10 h in toluene at 65 °C. It is often used with trialkyltin hydrides in synthetic reactions.⁹

Recently, many azo-type radical initiators that work below room temperature have also been discovered. For example, 2,2'-azobis(4-methoxy-2,4-dimethylvaleronitrile) (V-70) is a radical initiator that acts below the room temperature. It is extensively used in the stereoselective formation of carbon-carbon and carbon-heteroatom bonds via the generation of radical species in neutral and mild conditions.¹⁰ It was observed that V-70 is melted at 50-96 °C with a half-life of 10 h in toluene at 30 °C. Interestingly, it is quite stable for a few months when stored in a refrigerator. It is commercially available as a mixture of *meso* and *racemic* form. (2*RS*,2'*RS*)-Azobis(4-methoxy-2,4-dimethylvaleronitrile) (V-70L) is the *racemic* form isomer purified from V-70 that exhibits a higher activity compared to V-70 as a radical initiator. This initiator is applied for the preparation of enantiomeric pure compound via radical reaction. V-70L is commercially available, white crystalline compound; whose melting point is 59.2-62.3 °C and half-life is 1h in toluene at 30 °C. It could be stored for a few months in a refrigerator.



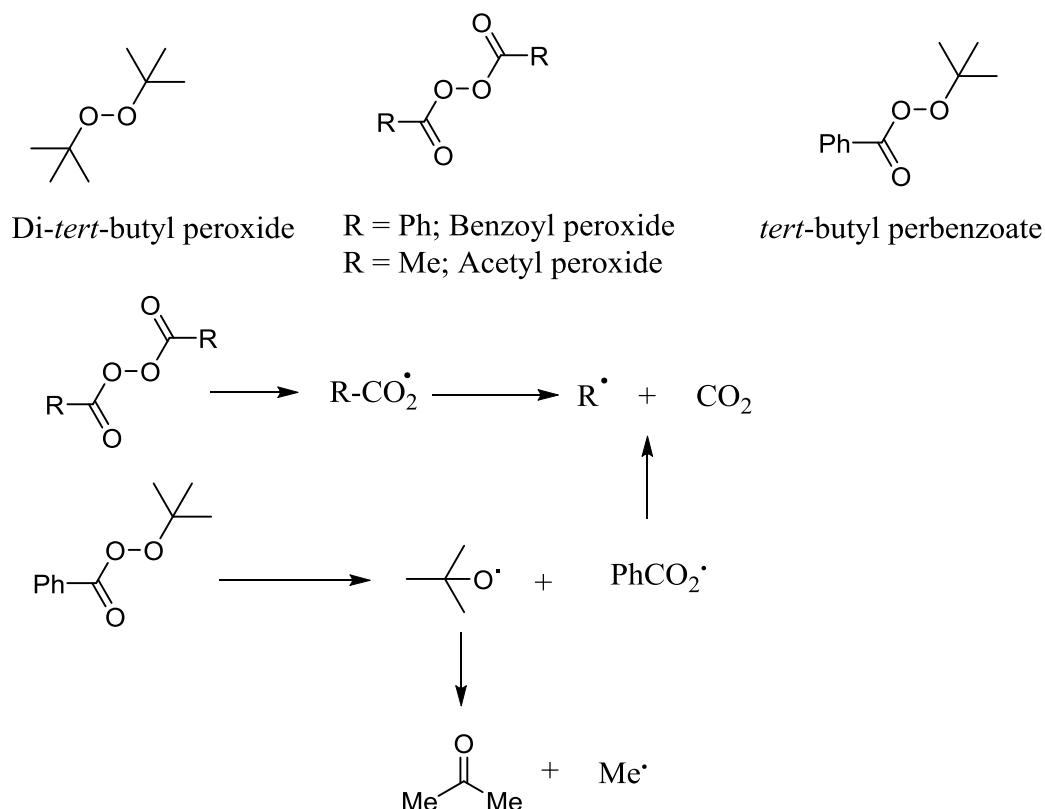
Scheme. 3: Some important radical initiators

Furthermore, it was reported that azo compounds possessing the hydrophilic functional groups act as effective initiators in aqueous media.¹¹ In this aspect, molecular design to find out the water-soluble radical initiators has been performed.¹² Researchers observed that V-50 and V-501 are two azo type compounds that efficiently worked as radical initiators in water. V-50 contains an amino group that increased the hydrophilicity of the molecule and thus, acts as a hydrophilic radical initiator. It is a white crystalline commercially available compound having melting point 160- 169 °C. Similar to AIBN, V-50 also worked as an initiator at moderate temperature. Its half-life period is 10 h in water at 56°C. Another, hydrophilic radical initiator is 4,4'-azobis(4-cyanopentanoic acid) (V-501) which has a carboxylic group in the molecule. It is also white crystalline solid, and commercially available. Its melting point is 120-123°C having a half-life of 10 h in water at 69°C.

(b) Peroxide radical initiators

Several peroxides has been used radical initiators in organic synthesis for a long time. Thermolysis of peroxide produces alkoxy radical and acyloxy radical by the cleavage of the peroxide bond. Benzoyl peroxide, acetyl peroxide, *tert*-butyl perbenzoate, *di-tert*-butyl peroxide (*t*BuO-O-*t*Bu) are the widely used peroxides in radical chemistry (Scheme 4).

Among these, benzoyl peroxide is one of the most widely used peroxide radical initiators in organic synthesis.⁴ It is a white crystalline compound, commercially available and its melting point is 105-106°C. This compound on decomposition by heat produces phenyl radical and carbon dioxide via benzoyloxy radical. It was observed that aromatic diacyl peroxides are generally more stable than their aliphatic counterparts. Acetyl peroxide decomposes at 25 °C, so that careful handling is required to avoid dangerous explosion. These compounds are sensitive to shock, light, heat and metals. Among the known peroxides, *di-tert*-butyl peroxide has a relatively stable structure. It produces methyl radical via *t*-butoxy radical (**Scheme 4**).



Scheme. 4: Some peroxides used as radical initiator

It has been observed that several organoboranes act as radical initiators. Among these, trialkylborane analogs have been used as radical initiators for long time. Triethyl borane (Et_3B) is effective at -79°C and particularly used in the selective organic preparation.¹³ Other organo borane compounds such as 9-BBN is also used as an efficient radical initiator in the stereoselective organic synthesis.¹⁴

4. Reagents used in radical cyclization

Till date, various tin hydride reagents such as tri-*n*-butyltin hydride (${}^n\text{Bu}_3\text{SnH}$), trimethyltin hydride (Me_3SnH), and triphenyltin hydride (Ph_3SnH) have been used in the most of the radical reactions.¹⁵ The alternative procedure is also known involving a small amount of tri-*n*-butyltin chloride (${}^n\text{Bu}_3\text{SnCl}$) with sodium cyanoborohydride for *in situ* generation of tri-*n*-butyltin hydride.¹⁶ However, these tin based radical reagents have several drawbacks. One of the major problems is the toxicity of the trialkyl tin hydrides.¹⁷ Furthermore; complete removal of the toxic tributyltin residues from the reaction mixtures is very difficult and hence, it is very difficult to purify the product(s) from the reaction mixture.¹⁸ These drawbacks strongly limit the applications of tin-based reagents in the synthesis of drugs and medicines.

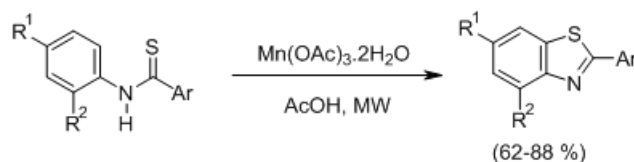
Various efforts have been directed towards the tin free radical chemistry.¹⁹ Tributylgermanium hydride (Bu_3GeH),²⁰ tris(trimethylsilyl)silane [$(\text{TMS})_3\text{SiH}$ or TTMSS]²¹ and polymethylhydrosiloxanes²² are superior alternatives to ${}^n\text{Bu}_3\text{SnH}$. Other reagents, such as samarium diiodide,²³ Cp_2TiCl_2 ,²⁴ indium²⁵ have good potential to replace the toxic Bu_3SnH for radical cyclizations. Triphenylgermanium hydride mediated radical carbonylation/ cyclization reactions²⁶ are also very useful. Triethylborane (Et_3B) is a powerful reagent for radical cyclization.²⁷ But such reagents are highly expensive.

Phosphorous compounds are proved to be excellent alternatives to organotin hydrides.²⁸⁻³⁰ Barton *et al.* have exposed a radical reaction using hypophosphorous acid.³¹ Kita *et al.* reported a radical reduction in aqueous isopropyl alcohol using the radical initiator VA-061, hypophosphorous acid, and triethyl amine.³² Diethyl phosphite³³ [$(\text{EtO})_2\text{P(O)H}$] and diethyl thiophosphite [$(\text{EtO})_2\text{P(S)H}$] were also proved to be an useful alternative and more versatile reagent for radical cyclization.³⁴

Indium based compounds are also utilized in the radical reaction. For example, indium mediated atom transfer radical cyclization reaction has been explored³⁵ using a catalytic amount of indium and iodine. The reductive radical cyclization using an excess of indium and iodine without the use of a radical initiator such as AIBN or $\text{Et}_3\text{B/O}_2$ is also reported. Recently, several indium-mediated reactions have initiated by single-electron transfer (SET) in tandem carbon-carbon bond-forming processes.

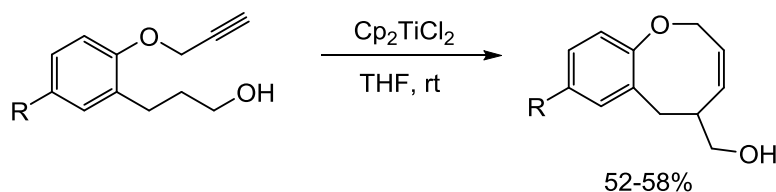
Dihalogenoindium hydride (HInX_2) can be generated from InCl_3 or InBr_3 , is also an effective alternative radical reagent to Bu_3SnH . Several metal hydrides³⁶ such as NaBH_4 ³⁷ DIBALH³⁸ and Et_3SiH ³⁹ are also some efficient alternative to Bu_3SnH used in the radical reactions.

Manganese(III) triacetate⁴⁰ is also found to be an excellent one-electron oxidant that has been widely employed to produce free radicals for cyclization reactions. For example, arylbenzothiazoles have been prepared from arylthioformanilides using manganese triacetate $\text{Mn}(\text{OAc})_3 \cdot 2\text{H}_2\text{O}$ in acetic acid under microwave irradiation. (**Scheme 5**).⁴¹



Schemem. 5: $\text{Mn}(\text{OAc})_3$ -catalyzed radical reaction

In another approach, Cp_2TiCl_2 is proved to be an excellent alternative to organotin hydrides in radical reactions.⁴² Treatment of the epoxy ethers with Cp_2TiCl_2 in THF under argon afforded the 8-membered cyclic ethers in moderate yields(**Scheme 6**).⁴³

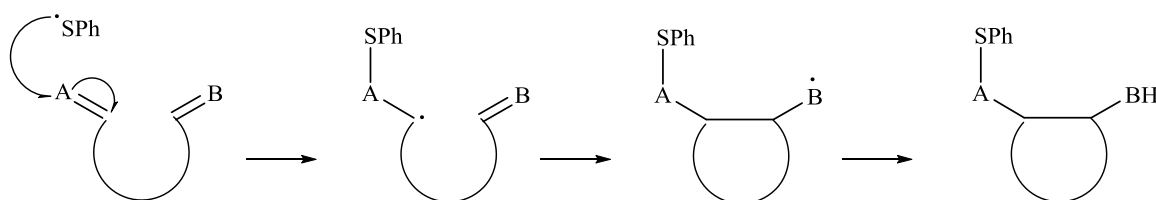


Scheme. 6: Cp_2TiCl_2 -mediated radical cyclization

Recently, Ce (IV) reagents, Ceric ammonium nitrate (CAN)⁴⁴ and ceric-tetra-*n*-butylammonium nitrate (CTAN)⁴⁵ are widely applied for the generation of radicals and radical cations that can further react with other substrates to form carbon-carbon bonds.⁴⁶ The use of CTAN has been exemplified in the oxidative additions of 1,3-dicarbonyl substrate to allyltrimethylsilane.⁴⁷ The oxidative coupling of β -carbonyl imines and allyltrimethylsilane with CTAN were investigated in CH_3CN and CH_2Cl_2 as solvent.⁴⁸

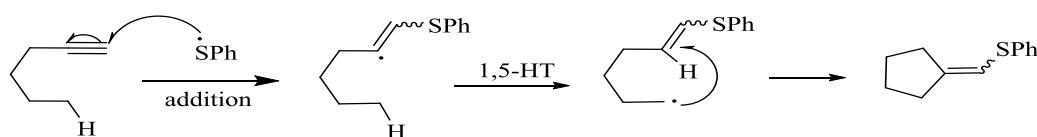
5. Thiol-mediated radical reaction

Of late, thiol-mediated tin free methodology has been developed for the construction of carbon-carbon bonds based on sulfanyl radical addition-cyclization.⁴⁹ These radical reactions proceed by the addition of a sulfanyl radical to an unsaturated bond to form a carbon-centered radical species. Subsequent intramolecular addition of the resulting carbon-centered radical to another multiple bond followed by the abstraction of hydrogen from thiophenol to afford the product (**Scheme 7**).



Scheme. 7: Thiol-mediated radical cyclization

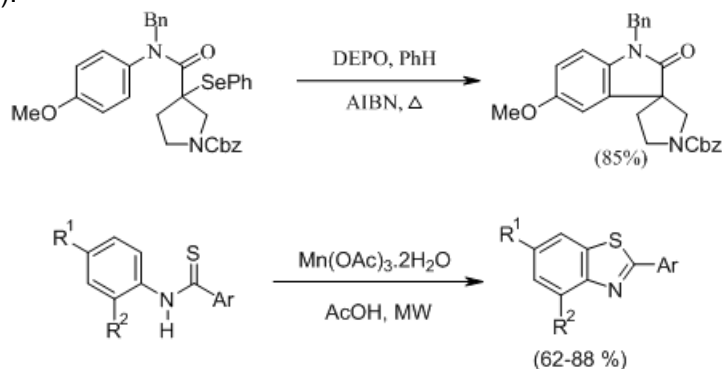
Another approach a sulfanyl radical, generated from thiol and AIBN adds to the terminal of the triple bond to create a alkenyl radical, which undergoes 1,5-hydrogen atom transfer. After translocation, the new radical species undergoes an intramolecular cyclization to give the product (**Scheme 8**).



Scheme. 8: Thiol-mediated radical cyclization via hydrogen transfer

6. Solvents used in the radical reaction: water is the greenest solvent

Most of the radical reactions are carried out in organic solvents such as- benzene, toluene, xylene, THF, *t*-butanol etc. The use of water as a solvent in radical cyclization reactions is an excellent achievement from both economic and environmental point of view.⁵⁰ In this aspect, Jang *et al.* reported⁵¹ an efficient and mild methodology for the synthesis of heterocyclic compounds with phosphorous functionality by radical cyclization of dienes in water. Nambu *et al.*⁵² also performed the radical reaction by using VA-061 as the water-soluble initiator and 1-ethylpiperidine hypophosphite (EHPH) as the chain carrier. Murphy and coworkers synthesized indolines from the reaction of iodoarenes with diethylphosphine oxide (DEPO) in water at 80°C *via* aryl radical formation, hydrogen atom abstraction, and cyclization.⁵³ In order to synthesize alkaloid horsfiline, they also used phosphorous centered radical obtained from ethyl piperidine hypophosphite and DEPO.⁵⁴ The authors observed that DEPO was highly effective for this cyclization at 80°C; but this reaction is difficult with Bu₃SnH (**Scheme 9**).



Scheme. 9: Synthesis of alkaloids applying phosphorous centered radical reaction

7. CONCLUSION

In this paper, various radical initiators, reagents and solvents used in the radical reactions has been discussed. Various efforts have been paid towards the development of tin free radical chemistry. The radical initiators possessing the hydrophilic functional groups act as effective initiators in aqueous media. Many radical initiators are also effective at room temperature. Several phosphorous compounds are proved as excellent alternative to organotin reagents in radical reactions. Tributylgermanium hydride, samarium, indium, titanium, manganese, nickel based compounds were widely used in radical reactions. However, these reagents are costly. Thiophenol is an attractive alternative to tin reagents. This methodology is cost effective than other metal-based reagents. Among the several solvents, water is the greenest solvent used in the radical reaction.

ACKNOWLEDGEMENT

The author is thankful to Maharaja Bir Bikram College, Agartala, Tripura for providing the infrastructural facilities and other technical support to perform this work.

Conflict of interest: The authors declare that there are no conflicts of interest.

REFERENCES

- Gomberg M. J Am Chem Soc. 1900;22:752.
- (a) Giese B. In Radicals in organic synthesis: Formation of Carbon-Carbon Bonds, Pergamon, and Oxford, 1986. (b) Majumdar KC, Basu PK and Mukhopadhyay PP. Tetrahedron. 2004; 60:6239. (c) Majumdar KC, Basu PK and Chattopadhyay SK. Tetrahedron. 2007;63:793. (d) Liao J, Yang, X, Ouyang L, Lai Y, Huang J and Luo R. Org Chem Front. 2021;8:1345.
- (a) Koreeda M, Wang Y and Zhang L. Org Lett. 2002;4:3329.(b) Sha CK and Ho WY. Chem Commun. 1998;2709. (c) Robertson J, Lam HW, Abazi S, Roseblade S and Lush RK. Tetrahedron. 2000;56:8959.
- Fossey J, Lefort D and Sorba J. Free Radicals in Organic Chemistry, Wiley, Masson, Paris, 1995.
- Engel PS. Chem Rev. 1980;80:99.
- Suginome H. In Handbook of Organic Photochemistry and Photobiology, (Eds. P.-S. Song,
- Minisci F. Acc Chem Res. 1975;8:165.
- Lindsay AS and Jaskey H. Chem Rev. 1957;57:583.
- Baguley PA and Walton JC. Angew Chem Int Ed Engl. 1998;37:3072.

10. (a) Kita Y, Gotanda K, Sano A, Murdta K, Suemura M and Matsugi M. *Tetrahedron Lett.* 1997;38:8345. (b) Kita Y, Sano A, Yamaguchi T, Oka M, Gotanda K, Matsugi MJ. *Org Chem.* 1999;64:675. (c) Gotanda K, Matsugi M, Sucmura M, Ohira C, Sano A, Oka M and Kita Y. *Tetrahedron.* 1999;55:10315.
11. (a) Rai R and Collum DB. *Tetrahedron Lett.* 1994;35:6221. (b) Yorimitsu H, Wakabayashi K, Shinokubo H and Oshima K. *Tetrahedron Lett.* 1999;40:519. (c) Yorimitsu H, Nakamura T, Shinokubo H and Oshima K. *J Org Chem.* 1998;63:8604. (d) Nakamura T, Yorimitsu H
12. Shinokubo H and Oshima K. *Synlett.* 1998;1351:105.
13. Culbertson SM and Porter NA. *J Am Chem Soc.* 2000;122:4032.
14. Oshima K and Uchimoto K. *J Synth Org Chem Japan.* 1989;47:40.
15. Murakata M, Jono T, Mizuno Y and Hoshino O. *J Am Chem Soc.* 1997;119:11713.
16. (a) Neumann WP. *Synthesis.* 1987;665. (b) Pereyre M, Quintard JP and Rahm A. In *Tin in Organic Synthesis: Butterworths, Toronto.* 1987. (c) Rajanbabu TV. In *Encyclopedia of reagents for Organic Synthesis. Vol. 7; Paquette, L. Eds.; Wiley: New York.* 1995;5016. (d) Davies AG. In *Organotin Chemistry; Wiley-VCH: Weinheim.* 1997.
17. (a) Majumdar KC, Basu PK and Chattopadhyay SK. *Tetrahedron.* 2007;63:793. (b) Majumdar KC, Basu PK and Mukhopadhyay PP. *Tetrahedron.* 2004;60:6239. (c) Bowman WR, Storey J MD. *Chem Soc Rev.* 2007;36:1803. (d)Majumdar KC, Mukhopadhyay PP and Basu PK. *Heterocycles.* 2004;63:1903. (e) Majumdar KC and Basu PK. *Heterocycles.* 2002;57:2413.
18. (a) Ingham RK, Rosenberg SD and Gilman H. *Chem Rev.* 1960;60:459. (b) Boyer IJ. *Toxicology.* 1989;55:253.
19. Studer A. *Amrein. Synthesis.* 2002;835.
20. (a) Bertrand MP and Ferreri C. In *Radical in Organic Synthesis. 2. Renaud P, Sibi MP Eds.; Wiley-VCH: Weinheim.* 2001;485. (b) Baguley PA, Walton JC. *Angew Chem Int Ed.* 1998;37: 3072.
21. (a) Chatgililoglu C. *Radicals in organic synthesis. Renaud P and Sibi MP. Eds. Wiley-VCH: Weinheim.* 2001;1:(1.3)28. (b) Patro B and Murphy JA. *Org Lett.* 2000;2:3599. (c) Berlin S and Engman L. *Tetrahedron Lett.* 2000;41:3701. (d) Rigby JH, Danca DM and Horner JH. *Tetrahedron Lett.* 1998;39:8413. (e) Quiclet-Sire B, Seguin S and Zard SZ. *Angew Chem Int. Ed.* 1998;37:2864. (f) Batey RA and Smil DV. *Tetrahedron Lett.* 1999;40:9183. (g) Quirante J, Escolano C, Merino A and Banjoch J. *J Org Chem.* 1998;63:968. (h) Dolbier WR, Rong JrX X, Smart BE and Yang ZY. *J Org Chem.* 1996;61:4824. (i) Bowman WR, Krintel SL and Schilling MB. *Org Biomol Chem.* 2004;2:585. (j) Allin SM, Bowman WR, Elsegood MRJ, McKee V, Karim R and Rahman SS. *Tetrahedron.* 2005;61:2689.
22. (a) Bressy C, Menant C and Piva O. *Synlett.* 2005;577. (b) Alajarin M, Vidal A, Ortin MM and Bautista D. *Synlett.* 2004;991. (b) Gandon LA, Russell AG and Snaith JS. *Org Biomol Chem.* 2004;2:2270. (c) Fischer J, Reynolds AJ, Sharp LA and Sherburn MS. *Org Lett.* 2004;6:1345. (d) Alajarin M, Vidal A, Ortin MM and Bautista D. *Synlett.* 2004;991.(e) Zhang W and Pugh G. *Tetrahedron.* 2003;59:3009. (f) Du W and Curran DP. *Org Lett.* 2003;5:1765. (g) Berlin S, Ericsson C and Engman L. *J Org Chem.* 2003;68:8386.
23. Lawrence NJ, Drew MD and Bushell SM. *J Chem Soc Perkin Trans.* 1999;3381.
24. (a) Howells DM, Barker SM, Watson FC, Light ME, Hursthouse MB and Kilburn J. *D Org Lett.* 2004;6:1943. (b) Hwang CH, Keum G, Sohn II K, Lee DH and Lee E. *Tetrahedron Lett.* 2005;46:6621. (c) Zhan ZP and Lang K. *Org Biomol Chem.* 2005;3:727. (d) Jiang YY, Li Q, Lu W and Cai JC. *Tetrahedron Lett.* 2003;44:2073. (e) Underwood JJ, Hollingworth GJ, Horton PN, Hursthouse MB and Kilburn JD. *Tetrahedron Lett.* 2004;45:2223. (f) Ohno H, Wakayama R, Maeda S, Iwasaki H, Okumura M, Iwata C, Mikamiyama H and Tanaka T. *J Org Chem.* 2003;68:5909. (g) Dahlen A and Hilmersson G. *Tetrahedron Lett.* 2002;43:7197. (h) Dahlen A and Hilmersson G. *Chem Eur J.* 2003;9:1123. (i) Dahlen A, Hilmersson G, Knettle BW and Flowers RA II. *J Org Chem.* 2003;68:4870. (j) Dahlen A, Petersson A and Hilmersson G. *Org Biomol Chem.* 2003;1:2423.
25. (a) Fuse S, Hanochi M, Doi T and Takahashi T. *Tetrahedron Lett.* 2004;45:1961. (b) Jana S, Guin C and Roy SC. *Tetrahedron Lett.* 2005;46:1155. (c) Banerjee B and Roy SC. *Synthesis.* 2005;2913.
26. (a) Yanada R, Obika S, Nishimori N, Yamauchi M and Takemoto Y. *Tetrahedron Lett.* 2004;45:2331. (b) Yanada R, Koh Y, Nishimori N, Matsumura A, Obika S, Mitsuya H, Fujii N and Takemoto YJ. *Org Chem.* 2004;69:2417. (c) Ueda M, Miyabe H, Nishimura A, Miyata O, Takemoto Y and Naito T. *Org Lett.* 2003;5:3835. (d) Yanada R, Nishimori N, Matsumura A, Fujii N and Takemoto Y. *Tetrahedron Lett.* 2002;43:4585. (e) Ranu BC and Samanta SJ. *Org Chem.* 2003;68:7130. (f) Ranu BC and Samanta S. *Tetrahedron.* 2003;59:7901. (g) Ranu BC,

- Banerjee S and Das A. *Tetrahedron Lett.* 2004;145:8579. (h) Wang CY, Su H and Yang DY. *Synlett.* 2004;561. (i) Yanada R, Obika S, Kobayashi Y, Inokuma T, Oyama M, Yanada K and Takemoto Y. *Adv Synth Catal.* 2005;347:1632. (j) Montecvecchi PC and Navacchia ML. *Tetrahedron.* 2000;56:9339.
27. (a) Tsunoi S, Ryu I, Yamasaki S, Fukushima H, Tanaka M, Komatsu M and Sonoda N. *J Am Chem Soc.* 1996;118:10670. (b) Nagahara K, Ryu I, Komatsu M and Sonoda N. *J Am Chem Soc.* 1997;119:5465. (c) Ryu I. *Chem Soc Rev.* 2001;30:16.
28. Miyabe H, Ueda M, Fujii K, Nishimura A and Naito T. *J Org Chem.* 2003;68:5618.
29. (a) McCague R, Pritchard RG, Stoodley RJ and Williamson DS. *Chem Commun.* 1998;2691. (b) Tokuyama H, Yamashita T, Reding MT, Kaburagi Y and Fukuyama T. *J Am Chem Soc.* 1999;121:3791. (c) Graham SR, Murphy JA and Coates D. *Tetrahedron Lett.* 1999;40:2415. (d) Graham SR, Murphy JA and Kennedy AR. *J Chem Soc Perkin Trans.* 1999;1:3071. (e) Jang DO and Song SH. *Tetrahedron Lett.* 2000; 41:247. (f) Martin CG, Murphy JA and Smith CR. *Tetrahedron Lett.* 2000;41:1833. (g) Takamatsu S, Katayama S, Hirose N, Naito M and Izawa K. *Tetrahedron Lett.* 2001;42:7605. (h) Jang DO, Cho DH and Chung CM. *Synlett.* 2001;1923.
30. (a) Jang DO. *Tetrahedron Lett.* 1996;37:5367. (b) Kita Y, Nambu H, Ramesh NG, Anikumar G and Matsugi M. *Org Lett.* 2001;3:1157. (c) Jang DO and Cho DY. *Synlett.* 2002;631. (d) Khan TA, Tripoli R, Crawford JJ, Martin CG and Murphy JA. *Org Lett.* 2003;5:2971.
31. (a) Graham AE, Thomas AV and Yang R. *J Org Chem.* 2000;65:2583. (b) Yorimitsu H, Shinokubo H and Oshima K. *Chem Lett.* 2000;105. (c) Yorimitsu H, Shinokubo H and Oshima K. *Bull Chem Soc Jpn.* 2001;4:225.
32. (a) Barton DHR, Jang DO and Jaszberenyi JC. *Tetrahedron Lett.* 1992;33:5709. (b) Barton DHR, Jang DO and Jaszberenyi JC. *J Org Chem.* 1993;58:6838. (c) Jang DO. *Tetrahedron Lett.* 1996;37:5367. (d) Jang DO, Cho DH and Barton DHR. *Synlett.* 1998;39.
33. Kita Y, Nambu H, Ramesh NG, Anilkumar G and Matsugi M. *Org Lett.* 2001;3:1157.
34. Jessop CM, Parsons AF, Routledge A and Irvine D. *Tetrahedron Lett.* 2003;44:479.
35. Healy MP, Parsons AF and Rawlinson JGT. *Org Lett.* 2005;7:1597.
36. Yanada R, Koh Y, Nishimori N, Matsumura A, Obika S, Mitsuya H, Fujii N and Takemoto Y. *J Org Chem.* 2004;69:2417.
37. (a) Miyai T, Inoue K, Yasuda M, Shibata I and Baba A. *Tetrahedron Lett.* 1998;39:1929. (b) Inoue K, Sawada A, Shibata I and Baba A. *Tetrahedron Lett.* 2001;42:4661. (c) Hayashi N, Shibata I and Baba A. *Org Lett.* 2005;7:3093.
38. Inoue K, Sawada A, Shibata I and Baba A. *J Am Chem Soc.* 2002;124:906.
39. Takami K, Yorimitsu H and Oshima K. *Org Lett.* 2002;4:2993.
40. Hayashi N, Shibata I and Baba A. *Org Lett.* 2004;6:4981-4983.
41. (a) Chen HL, Lin CY, Cheng YC, Tsai AI and Chuang CP. *Synthesis.* 2005;977. (b) Fujino R and Nishino H. *Synthesis.* 2005;731. (c) Asahi K and Nishino H. *J Heerocyclic Chem.* 2005; 11:379. (d) Nishino HJ. *Heterocyclic Chem.* 2005;42:1337.
42. Mu XJ, Zou JP, Zeng RS and Wu JC. *Tetrahedron Lett.* 2005;46:4345.
43. (a) Mandal SK and Roy SC. *Tetrahedron Lett.* 2006;47:1599. (b) Xu L and Huang X. *Tetrahedron Lett.* 2008;49:500.
44. (a) Mandal SK and Roy SC. *Tetrahedron.* 2007;63:11341. (b) Mandal SK and Roy SC. *Tetrahedron Lett.* 2007;48:4131.
45. Chuang CP and Wu YL. *Tetrahedron.* 2004;60:1841. Durand AC, Dumez E, Rodriguez J and Dulcere JP. *Chem Commun.* 1999;2437.
46. (a) Muathen HA. *Ind J Chem.* 1991;30B:522. (b) Chen C, Mariano PS. *J Org Chem.* 2000; 65: 3252. (c) Chuang CP and Wu YL. *Tetrahedron.* 2004;60:1841.
47. (a) Nair V, Balagopal L, Rajan R and Mathew J. *Acc Chem Res.* 2004;37:21. (b) Nair V, Mathew J and Prahakaran JJ. *Chem Soc Rev.* 1997;127. (c) Molander AG. *Chem Rev.* 1992;92:29. (d) Chuang CP and Wu YL. *Tetrahedron.* 2004;60:1841.
48. Zhang Y, Raines AJ and Flowers RA. *II Org Lett.* 2003;5:2363.
49. Zhang Y, Raines AJ and Flowers RA. *II J Org Chem.* 2004;69:6267.
50. Majumdar KC and Debnath P. *Tetrahedron.* 2008;64:9799.
51. (a) Garner PP, Parker DT, Gajewski JJ, Lubineau A, Ange J, Queneau Y, Beletskaya IP, Cheprakov AV, Fringuelli F, Piermatti O, Pizzo F and Kobayashi S. *Organic synthesis in water* Grieco PA. Ed.; Blackie Academic and Professional: London, 1998. (b) Li CJ and Chan TH. *Organic Reactions in Aqueous Media*; John Wiley and Sons: New York, 1997. (c) Lubineau A and Auge J. In *Modern Solvents in Organic Synthesis*; Knochel P. Ed.; Springer-Verlag: Berlin, 1999.

52. Cho DH and Jang DO. Synlett. 005;59.
53. Nambu H, Anilkumar G, Matsugi M and Kita Y. Tetrahedron. 2003;59:77.
54. Khan TA, Tripoli R, Crawford JJ, Martin CG and Murphy. JA Org Lett. 2003;5:2971.
55. Murphy JA, Tripoli R, Khan TA and Mali UW. Org Lett. 2005;7:3287.